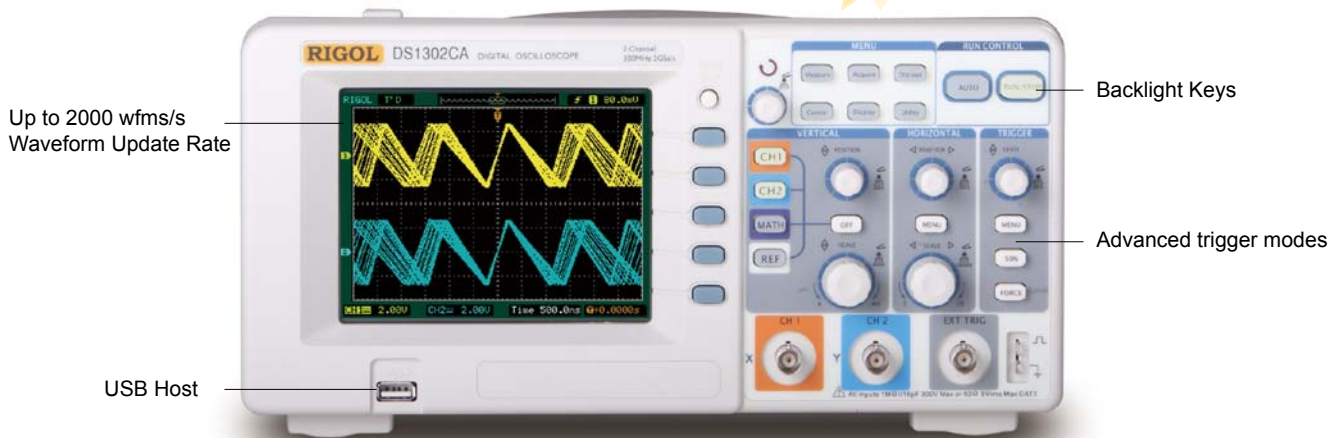


# DS1000CA Series Digital Oscilloscope

*Up to 300MHz Bandwidth  
Up to 2000 wfms/s Waveform Update Rate*



Product Dimensions: Width×Height×Depth = 303mm×154mm×133mm Weight: 2.3 kg

## ► Application Areas

- Design and Debug
- Manufacturing
- Education and Training
- Service and Repair

## ► Features and Benefits

1. Up to 300MHz Bandwidth
2. 2 GSa/s Real-time Sample Rate and 50 GSa/s Equivalent-time Sample Rate
3. Compact design with small footprint to save bench space
4. 5.7" 64K color TFT LCD Display
5. Up to 2000 wfms/s Waveform Update Rate
6. Advanced trigger modes including Edge, Video, Pulse Width, Slope and Alternate
7. Built-in USB Host and USB Device to support USB flash drive and direct system upgrades

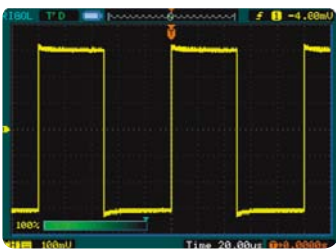
Model	DS1302CA	DS1202CA	DS1102CA	DS1062CA
Bandwidth	300 MHz	200 MHz	100 MHz	60 MHz

## ► Specifications

Model	DS1302CA	DS1202CA	DS1102CA	DS1062CA
Bandwidth	300 MHz	200 MHz	100 MHz	60 MHz
Memory Depth	10 kpts (5 kpts on 2 channels)			
Channels	2 channels + external trigger			
Real-time Sample Rate	2 GSa/s (1 GSa/s on 2 channels)			
Equivalent-time Sample Rate	50 GSa/s	25 GSa/s		10 GSa/s
Rise Time	1.2 ns	1.8 ns	3.5 ns	5.8 ns
Input Impedance	1 MΩ    15 pF, 50 Ω		1 MΩ    15 pF	
Timebase Range	1 ns/div ~ 50 s/div	2 ns/div ~ 50 s/div		5 ns/div ~ 50 s/div

Trigger Modes	Edge, Video, Pulse Width, Slope, Alternate
Vertical Sensitivity	1 mV/div ~ 10 V/div
Vertical Resolution	8 bits
Maximum Input voltage	All Inputs 1MΩ 15pF 300V CAT I or 50Ω 5Vrms Max
Cursor Measurement	Manual, Track and Auto Measure modes.
Math	+, -, ×, FFT
Internal Storage	10 waveforms, 10 setups
USB Storage	BMP, CSV, Waveforms and Setups against USB flash drive's limit
Connectivity	USB Device, USB Host, RS-232, Pass/Fail, Out
Display	TFT (64 k color LCD), 320 × 234 resolution
Power Supply	AC: 100V~240 V, 45Hz~440Hz, 50VA Max

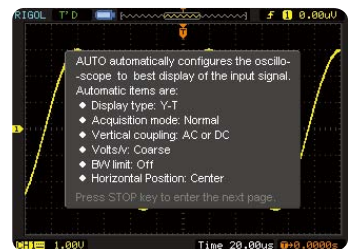
► Intuitive User Interface



**Display Intensity Control**  
Adjustable display intensity makes the waveform observations easier

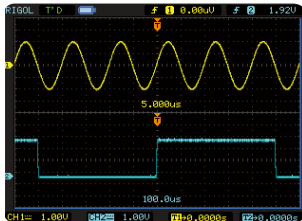


**File System**  
Easy to Use file system supports USB flash drive and local file storage

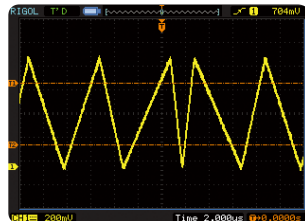


**Built-in Help System**  
Easy access to the Built-in help system by pressing and holding the key for 3 seconds

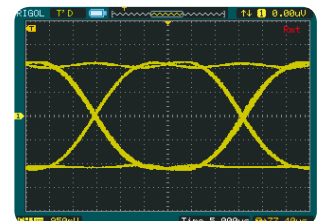
► Advanced trigger modes



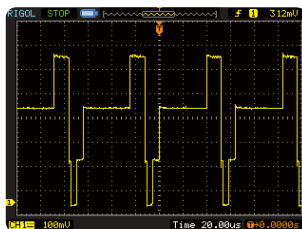
**Rising & Falling Edge trigger**  
Mainly used to view special signals such as eye-diagrams, formally only available in more advanced digital oscilloscopes



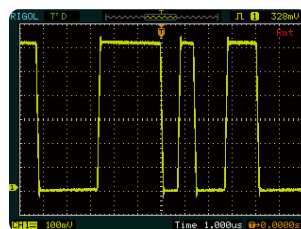
**Pulse Width Trigger**  
Triggers on the conditions of special pulses



**Slope Trigger**  
Triggers on the signals rise time or fall time that is user defined



**Video Trigger**  
Trigger according to the selected video signal



**Alternate Trigger**  
Provides a true dual time base display that was common in analog oscilloscopes